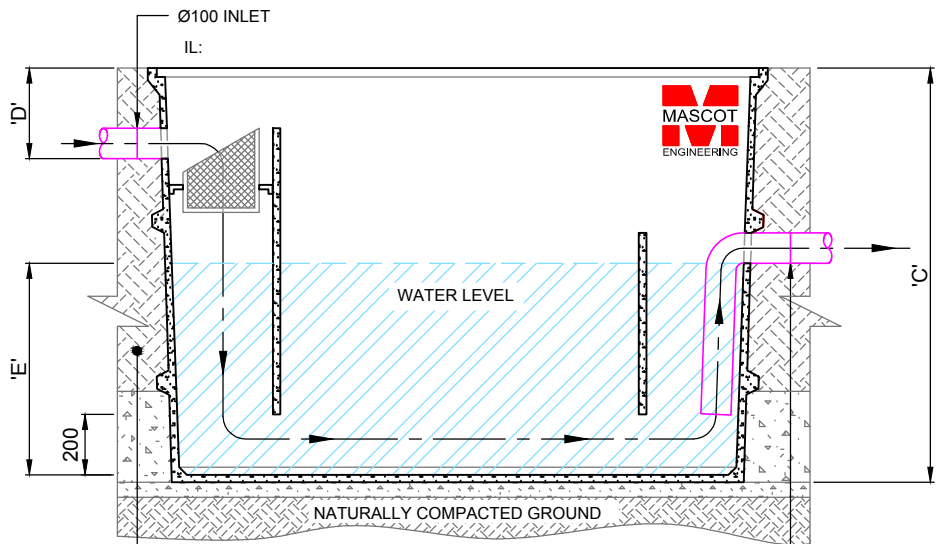


4:1 SAND CEMENT BED 50mm HIGH REQUIRED

4:1 SAND CEMENT BACKFILL MIN 300mm HIGH FOR STANDARD INSTALLATION.  
 -FOR DEEPER INSTALLATIONS REFER TO INSTRUCTIONS  
 -FOR WATER CHARGED GROUND REFER TO YOUR PROJECT STRUCTURAL ENGINEER.

**END SECTION**

SCALE 1:25

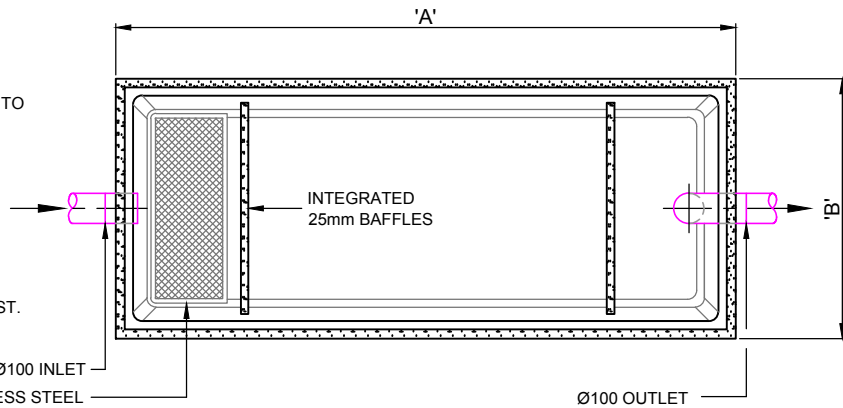


**SIDE SECTION**

SCALE 1:25

**PRODUCT NOTE:**

1. TESTED AND APPROVED FOR INSTALLATIONS UP TO 5000mm DEEP.
2. 300mm RISERS AVAILABLE.
3. LARGE RANGE OF CONCRETE SURROUNDS AND COVERS TO SUIT ALL LOAD RATINGS.
4. MPa RATING FOR GRC - 60 MPa @ 28 DAYS.
5. AVAILABLE EXTRAS:  
 -STEP IRONS  
 -SUPPORT FRAME & WORK PLATFORMS FOR ABOVE GROUND INSTALLATIONS.
6. OTHER PVC PIPE SIZES AVAILABLE UPON REQUEST.
7. COVER WILL ADD TO OVERALL DEPTH.



**OPEN TANK PLAN VIEW**


SCALE 1:25

PRODUCT CODE	CAPACITY (L)	A	B	C	D	E	MASS (KG)
TT 100	1000	2050	860	1370	300	700	400
TT 150	1500	2050	860	1670	300	1000	470
TT 200	2000	2050	860	1970	300	1300	540

**SPECIFICATION**

Glass Reinforced Concrete Solids Pollution Trap must be free of steel reinforcement to prevent corrosion.  
 Solids Pollution Trap to be Mascot Engineering GRC ..... litre.  
 Model number TT ..... complete with Gastight Access Covers to suit Class ..... load rating to AS3996.  
 Products to be installed as per the manufacturers installation instructions.

© Copyright



PRODUCT DESCRIPTION:  
**SOLIDS POLLUTION TRAP**

ph: 1300 885 295  
 fax: 1300 885 296  
 email: sales@mascoteng.com.au  
 www.mascotengineering.com.au

SCALE: <b>1:25</b>	REVISION: <b>A</b>
DRAWING NO: <b>TW.TT.001</b>	