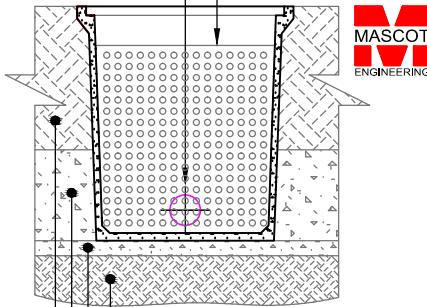


Ø100 OUTLET  
IL:

GRADE 316 SS FIXED SCREEN  
WITH Ø6mm HOLES



NATURALLY COMPACTED GROUND

4:1 SAND CEMENT BED 50mm HIGH REQUIRED

4:1 SAND CEMENT BACKFILL MIN 300mm HIGH FOR STANDARD INSTALLATION.  
-FOR DEEPER INSTALLATIONS REFER TO INSTRUCTIONS  
-FOR WATER CHARGED GROUND REFER TO YOUR PROJECT STRUCTURAL ENGINEER.

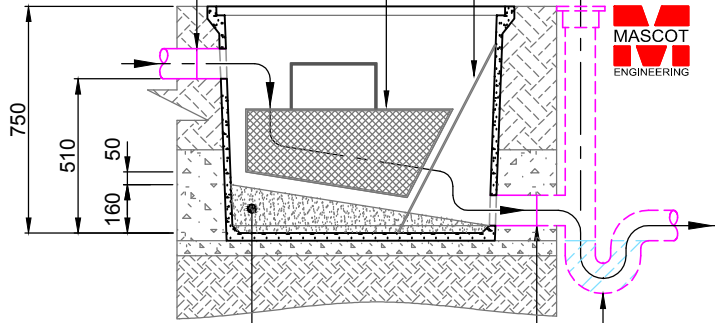
BACKFILL WITH CLEAN GRANULA MATERIAL

END SECTION  
SCALE 1:25

Ø100 INLET  
IL:

GRADE 316 SS Ø6mm MESH BASKET

GRADE 316 SS FIXED SCREEN  
WITH Ø6mm HOLES

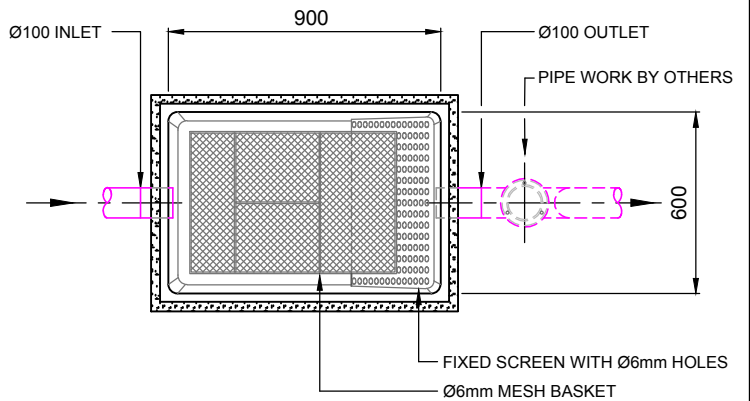


PIT BASE PRE-BENCHED  
TO ASSIST WITH  
ABSOLUTE DRAINING

PIPE WORK  
BY OTHERS

Ø100 OUTLET  
IL:

SIDE SECTION  
SCALE 1:25



OPEN TANK PLAN VIEW  
SCALE 1:25

PRODUCT NOTE:

1. INTERNALLY COATED WITH ACID RESISTANT TAR EPOXY PAINT.
2. 300mm RISERS AVAILABLE.
3. LARGE RANGE OF CONCRETE SURROUNDS AND COVERS TO SUIT ALL LOAD RATINGS.
4. MPa RATING FOR GRC - 60 MPa @ 28 DAYS.
5. OTHER PVC PIPE SIZES AVAILABLE UPON REQUEST
6. COVER WILL ADD TO OVERALL DEPTH.

SPECIFICATION

Glass Reinforced Concrete Dry Arrestor Pit free of steel reinforcement to prevent corrosion.  
Dry Arrestor Pit to be Mascot Engineering GRC, model number AD19, complete with Gastight Access Covers to suit Class ..... load rating to AS3996.  
Products to be installed as per the manufacturers installation instructions

© Copyright