



MASCOT ENGINEERING GROUP

Since 1920

HEAD OFFICE

37 Tarlington Place, Smithfield NSW 2164

ph: 1300 885 295

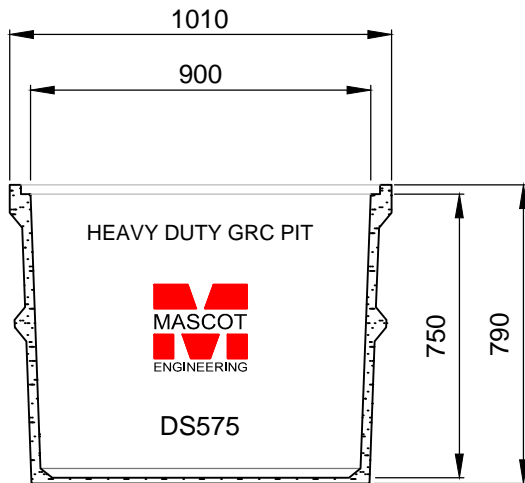
fax: 1300 885 296

email: sales@mascoteng.com.au

www.mascotengineering.com.au

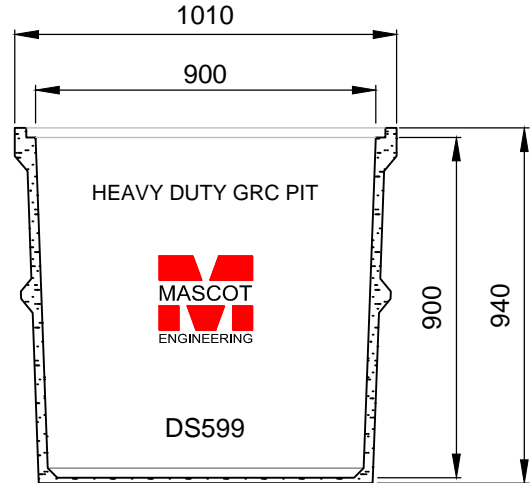
**MASCOT ENGINEERING G.R.C.
GLASS REINFORCED CONCRETE
DRAINAGE PITS DETAILED DRAWING
DS575 & DS599**

900mm x 900mm x 750mm deep
DRAINAGE PIT



SECTION VIEW

900mm x 900mm x 900mm deep
DRAINAGE PIT



SECTION VIEW

Grates available in all Class Ratings (AS3996)

- Drop in GMS Grate (available in Heel Proof grate)
- Hinged & Bolt Down GMS Grate & Frame
- Steel Checker Plate GMS
- Cast Iron Grates
- Concrete Surrounds with Hinged & Bolt Down GMS Grate/Cast Iron Grate
- Drawings available on request

For any further queries, contact Head Office on 1300 885 295, or your local representative.

SCALE 1:20

REVISION:

© Copyright

A

DRAWING No:

DS5



MASCOT ENGINEERING GROUP

Since 1920

HEAD OFFICE

37 Tarlington Place, Smithfield NSW 2164

ph: 1300 885 295

fax: 1300 885 296

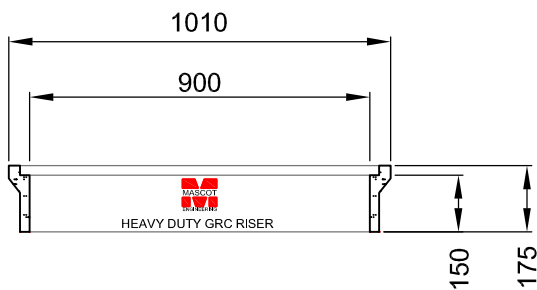
email: sales@mascoteng.com.au

www.mascotengineering.com.au

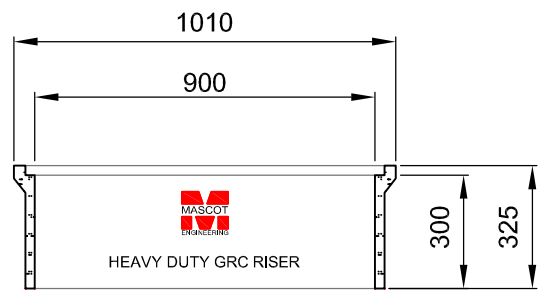
MASCOT ENGINEERING G.R.C.
GLASS REINFORCED CONCRETE
DRAINAGE PITS & RISERS DETAILED DRAWING
DS5R175 / DS5R30 / DS5R60 / DS5R90

900mm x 900mm PIT RISERS
DRAINAGE PITS & RISERS

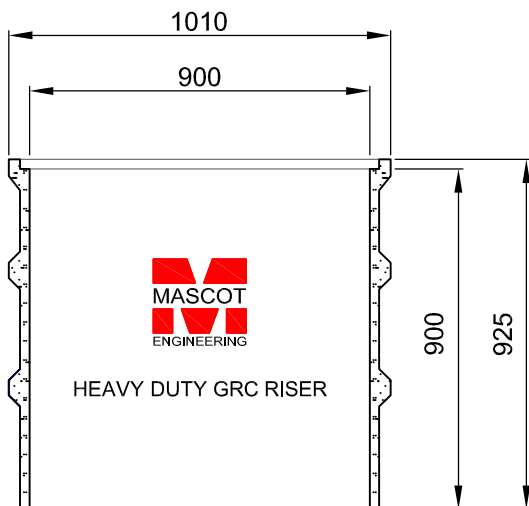
DS5R175



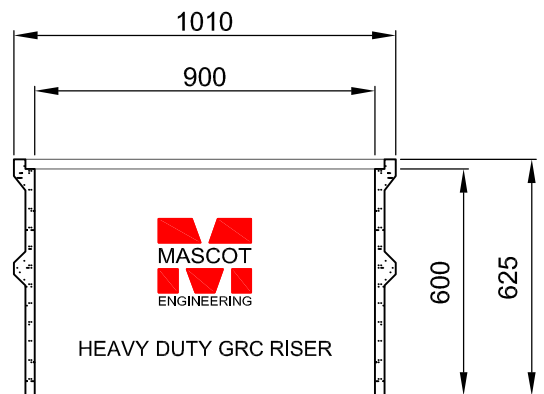
DS5R30



DS5R90



DS5R60



Grates available in all Class ratings (AS3996)

- Drop in GMS Grate (available in heel proof grate)
- Hinged & Bolt Down GMS Grate & Frame
- Steel checker plate GMS
- Cast Iron Grates
- Concrete surrounds with Hinged & Bolt Down GMS Grate/Cast Iron Grate
- Drawings available upon request

For any further queries, contact Head Office on 1300 885 295, or your local representative.

SCALE 1:20

REVISION:

© Copyright

A

DRAWING No:

DS5R