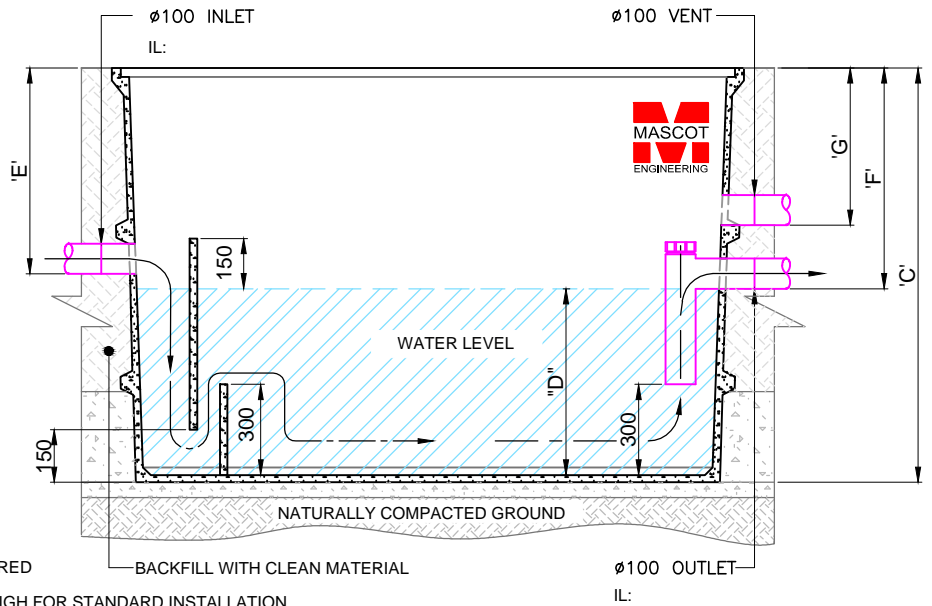


4:1 SAND CEMENT BED 50mm HIGH REQUIRED
 4:1 SAND CEMENT BACKFILL MIN 300mm HIGH FOR STANDARD INSTALLATION.
 -FOR DEEPER INSTALLATIONS REFER TO INSTRUCTIONS
 -FOR WATER CHARGED GROUND REFER TO YOUR PROJECT STRUCTURAL ENGINEER.

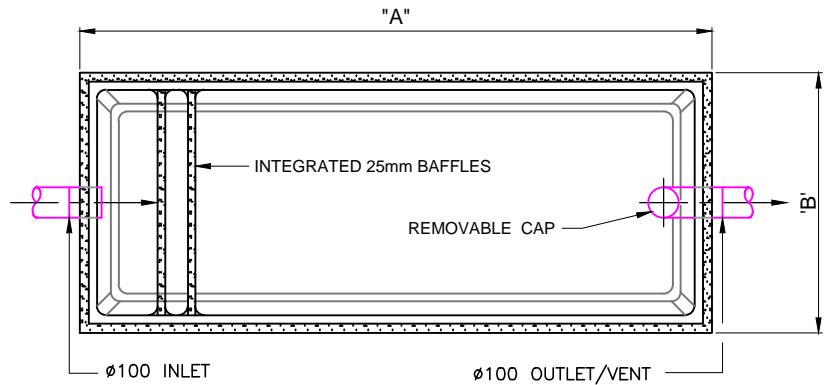
END SECTION
 SCALE 1:25



SIDE SECTION
 SCALE 1:25

PRODUCT NOTE:

1. TESTED AND APPROVED FOR INSTALLATIONS UP TO 5000mm DEEP.
2. 300mm RISERS AVAILABLE.
3. LARGE RANGE OF CONCRETE SURROUNDS AND COVERS TO SUIT ALL LOAD RATINGS.
4. MPA RATING FOR GRC - 60 mpa @ 28 DAYS.
5. AVAILABLE EXTRAS:
 -STEP IRONS
 -SUPPORT FRAME & WORK PLATFORMS FOR ABOVE GROUND INSTALLATIONS.
6. OTHER PVC PIPE SIZES AVAILABLE UPON REQUEST
7. INSTALLATION INSTRUCTIONS MUST BE FOLLOWED.
8. COVER WILL ADD TO OVERALL DEPTH.




OPEN TANK PLAN VIEW
 SCALE 1:25

PRODUCT CODE	CAPACITY (L)	A	B	C	D	E	F	G	MASS (KG)
WAGA 50	540	1200	1200	900	563	250	300	107	280
WAGA 100	1000	2050	860	1370	700	600	650	500	500
WAGA 150	1500	2050	860	1670	1100	500	550	400	610
WAGA 200	2000	2050	860	1670	1350	250	300	150	610

SPECIFICATION

Glass Reinforced Concrete Grease Arrester must be WSAA (Water Services Association Australian) appraised and free of steel reinforcement to prevent corrosion. Grease Arrester to be Mascot Engineering GRC litre, model number WAGA complete with Gastight Access Covers to suit Class load rating to AS3996.
 Products to be installed as per the manufacturers installation instructions

© Copyright



PRODUCT DESCRIPTION:
WA GREASE ARRESTOR

ph: 1300 885 295
 fax: 1300 885 296
 email: sales@mascoteng.com.au
 www.mascotengineering.com.au

SCALE:
1:25

REVISION:
A

DRAWING NO:
TW.WA.GA.001